



Legend


 Forest Design Plan Boundary

 Sitka spruce (SS)


 Norway spruce (NS)

 Lodgepole pine (LP)

 Scots pine (SP)

 Larch sp (EL/HL/JL)

 Douglas fir (DF)


 Mixed/ other conifers (MC/XC)


 Birch (BI)


 Oak (OK)


 Ash (AH)

 Beech (BE)

 Mixed/ other broadleaves (MB/XB)

 Open land

 Species Mixture: Main colour = Dominant species
Dots = Secondary species
Sitka spruce with Birch shown here

 Forest roads

 proposed roads

