







Make and play this fun summer-themed chatterbox game - instructions are on the following page (should you need them)!

# CHATTERBOX: The Summer Edition



 <p>RED ADMIRAL</p>	<p>7</p> <p>Go outside and sit quietly for 60 seconds. What can you hear?</p>	<p>8</p> <p>Do an impression of a bumblebee</p>	 <p>HONEYBEE</p>
<p>6</p> <p>Pretend you're a butterfly and visit 5 flowers</p>	<p>9</p> <p>Look outside at the birds - can you see any baby birds with their parents?</p>	<p>1</p> <p>Can you think of a forest creature that begins with the first letter of your name?</p>	<p>2</p> <p>Make the sound of a cuckoo</p>
 <p>FIELD POPPY</p>	<p>5</p> <p>Name three wild birds that you might see in your garden or the forest</p>	<p>3</p> <p>Leap like a frog 10 times</p>	 <p>MIDSUMMER</p>



# CHATTERBOX: The Summer Edition

## Instructions

### Make it...

- 1: Carefully cut out the square chatterbox along the solid line.
- 2: Fold the chatterbox in half along the vertical centre line and open it up again. Repeat for the horizontal centre line. Now you can see where the centre of the square is.
- 3: Turn the chatterbox so the printed side is face down and fold each of the corners into the centre. (You'll now have a smaller square shape with the numbers and the sun, butterfly, bee and flower illustrations visible).
- 4: Turn over the chatterbox so the numbers and illustrations are face down. Fold each of the corners into the centre again – now you should only be able to see the numbers.
- 5: Fold the square in half along the vertical centre line and open it up again. Repeat for the horizontal centre line. (This is just to reinforce the creases).
- 6: Put your thumbs and forefingers under the flaps with the illustrations on them and pop the chatterbox up into shape. Now you're ready to play!

### Play it...

- 1: Hold the chatterbox so it's closed and the four illustrations are visible.
- 2: Ask your friend to choose one of the illustrations. As you open and close the chatterbox, spell out their chosen word.
- 3: The chatterbox will end up open on one of the sets of numbers. Ask your friend to choose one of the numbers.
- 4: Open and close the chatterbox the chosen number of times.
- 5: The chatterbox will end up open on one of the sets of numbers. Ask your friend to choose another one of the numbers.
- 6: Read out the task under the chosen number for your friend to do.