

Illustration of native woodland creation in Glen Prosen – view from head of glen looking down Prosen Water






Illustration of changing plantation forest in Glen Doll into native woodland – view from Kilbo Path looking into Glen Doll






10 yrs' time



Present day



50 yrs' time

Illustration of low density open woodland/scrub at high elevation in Glen Prosen– view from King's Seat looking towards summit of Mayar





Illustration of native riparian woodland creation in Glen Prosen – view from near Kilbo Bothy looking down Prosen Water






Illustration of montane habitat restoration on crags in Glen Prosen and Glens Doll – close up view of crags in White Glen